

MODEL TPL-606 STANDARD DUTY POWERED, LOW PROFILE TURNTABLE


10 Year/250,000 Cycle Warranty

Turntables are used for positioning jobs where heavy duty loads must be rotated on a regular basis. There are two basic types of standard duty turntables, non-powered and powered. Turntables are available in low profile and high profile configurations.


**ISO 9001:2008
Certified**



Capacity: 6,000 lbs.
Edge Load Max: 550 lbs.
Minimum Platform: 61 dia.
Max Platform Size: 72 dia.
Height: 3.5 in.
Roller Radius: 18.5
Speed: 0-3.5 rpm
Motor: .75 HP
Weight: 1,200 lbs.



6,000 lb. Capacity



Standard platform is circular.


SPECIAL FEATURES & BENEFITS

- ▶ Used where more frequent turning is required.
- ▶ Used where rotational effort would be too high in a non-powered turntable.
- ▶ Standard turntables use DC motors and drives; AC motors and drives are optional.
- ▶ Standard rotation is clockwise only.
- ▶ Optional bi-directional rotation (clockwise & counterclockwise) requires an AC motor and drive.
- ▶ Platforms rotate on a lifetime-lubricated kingpin bearing.
- ▶ Platform travel can be limited by use of optional limit switch (+/- 3° accuracy).
- ▶ Powered turntables are available in low profile and high profile configurations.
 - ▶ Low profile powered turntables:
 - Use for powered applications where low platform height is important.
 - Circular platforms are required, rectangular platforms are not available.
 - Drive motor is located at the edge of the platform and projects above platform.
 - Platforms are supported by lifetime lubricated roller bearing cam followers.


CLICK HERE FOR: [Optional Accessories](#)

FEATURE DETAILS

OPTIONAL ROTATIONAL LIMITS FOR POWERED TURNTABLES: LIMIT SWITCHES, PROXIMITY SENSORS, PRECISION CONTROL PLC



▶ *Limit switch*



▶ *Programmable logic controller*