

# TL-515 TOP OF GROUND TRUCK LEVELERS

**2 Year Parts & Labor/10 Year Structural Warranty**

*These truck levelers have the cylinders straddling the platform. The units sit on top of the ground or in very shallow pits so they do not offer any down travel. In order to achieve the equivalent of down travel, some applications create a down slope from the hinge point of the leveler to the dock face, so that a truck bed lowers as it approaches the dock face when the truck leveler is fully lowered. These units are also mounted on perfectly level driveways.*

**ISO 9001:2015  
Certified**



Capacity: 60,000 lbs.  
Overall Width: 11 ft. 8 in.  
Overall Length: 17 ft. 10 in.  
Platform Size: 10 x 15 ft.  
5 HP Motor  
Approx. 3 FPM  
36" Travel  
Shipping Weight: 6,850 lbs.




**Model# TL-515**

## SPECIAL FEATURES & BENEFITS


- ▶ All of the electrical controllers are Underwriters Laboratories approved assemblies.
- ▶ Hydraulic anti-interflow system to prevent side to side tilting of platform.
- ▶ Each unit is washed with phosphoric acid, fully primed and then finished with baked enamel.
- ▶ All cylinders are machine grade with clear plastic return lines & internal cylinder stops.
- ▶ All pressure hoses are double wire braid with JIC fittings.
- ▶ Reservoirs are mild steel.
- ▶ Units are equipped with solid steel skirts.

**CLICK HERE FOR:**   [Drawing](#)   [Pad Diagram](#)   [Specifications](#)   [Optional Accessories](#)

## FEATURE DETAILS




▶ **Power Unit**



▶ **Cylinder**



▶ **Double Wire Braid Hose**



▶ **UL Listed Control Panel**