

# MODEL PT-20244-I LIFT AND TILT COMBINATION

**10 Year/250,000 Cycle Warranty**

*These lift and tilt units are optimized combination designs that are used where the lifting and tilting functions must be done independently.*

**ISO 9001:2008  
Certified**



Degree of Tilt: 45  
Capacity: 2,000 lbs.  
Min. Platform Size: 30 x 36 in.  
Max. Platform Size: 48 x 60 in.  
Lowered Height: 14.25 in.  
Raised Height: 38.25 in.  
Lift Speed Up: 10 sec.  
Tilt Speed Up: 10 sec.  
Internal Motor: 2 HP  
Shipping Weight: 810 lbs.




**2,000 lb. Capacity - 24 in. Travel**

## SPECIAL FEATURES & BENEFITS


- ▶ These units are equipped with single internally mounted power units.
- ▶ All of the controllers are Underwriter Laboratory listed assemblies.
- ▶ All hydraulic cylinders are machine grade with clear plastic return lines.
- ▶ All pressure hoses are double wire braid with JIC fittings.
- ▶ These units are fully primed and finished with baked enamel.

**CLICK HERE FOR: [Optional Accessories](#) [Rules For Creating Combinations](#)**


## FEATURE DETAILS




▶ **UL Listed  
Control Panel**



▶ **Machine  
Grade Cylinder**



▶ **Double Wire  
Braid Hose**



▶ **Power Unit**