

# MODEL PM-2048 LIFT & MANUAL TURN

**10 Year/250,000 Cycle Warranty**

*These units are optimized lift and turn units used where the lifting and turning functions must be done independently.*

**ISO 9001:2008  
Certified**



Capacity: 2,000 lbs.  
Min. Platform Size: 24 x 64 in.  
Max. Platform Size: 48 x 64 in.  
Lift Table Size: 24 x 64 in.  
Lowered Height: 10 in.  
Raised Height: 58 in.  
Speed Up: 18 sec.  
Lift Table: 2 HP  
Shipping Weight: 1,175 lbs




**2,000 lb. Capacity - 48 in. Travel**

## SPECIAL FEATURES & BENEFITS


- ▶ These units are equipped with the patented “Platform Centering Devices”, which doubles or triples lift life.
- ▶ These units are equipped with single internally mounted power units.
- ▶ All of the controllers are Underwriter Laboratory listed assemblies.
- ▶ All hydraulic cylinders are machine grade with clear plastic return lines.
- ▶ All pressure hoses are double wire braid with JIC fittings.
- ▶ These units are fully primed and finished with baked enamel.

**CLICK HERE FOR: [Optional Accessories](#) [Rules For Creating Combinations](#)**

## FEATURE DETAILS




▶ **Platform Centering Device**



▶ **Machine Grade Cylinder**



▶ **Double Wire Braid Hose**



▶ **Power Unit**