

# MODEL PM-2024 LIFT & MANUAL TURN

**10 Year/250,000 Cycle Warranty**

*These units are optimized lift and turn units used where the lifting and turning functions must be done independently.*

**ISO 9001:2008  
Certified**



Capacity: 2,000 lbs.  
Min. Platform Size: 24 x 36 in.  
Max. Platform Size: 48 x 60 in.  
Lift Table Size: 24 x 36 in.  
Lowered Height: 9.5 in.  
Raised Height: 33.5 in.  
Speed Up: 10 sec.  
Lift Table: 2 HP  
Shipping Weight: 780 lbs.



**2,000 lb. Capacity - 24 in. Travel**


## SPECIAL FEATURES & BENEFITS

- ▶ These units are equipped with single internally mounted power units.
- ▶ All of the controllers are Underwriter Laboratory listed assemblies.
- ▶ All hydraulic cylinders are machine grade with clear plastic return lines.
- ▶ All pressure hoses are double wire braid with JIC fittings.
- ▶ These units are fully primed and finished with baked enamel.


**CLICK HERE FOR: [Optional Accessories](#)**

**[Rules For Creating Combinations](#)**


## FEATURE DETAILS




▶ **UL Listed  
Control Panel**



▶ **Machine  
Grade Cylinder**



▶ **Double Wire  
Braid Hose**



▶ **Power Unit**