

MODEL HDEWP-0636 HEAVY DUTY LIFT & POWERED TURN

10 Year/250,000 Cycle Warranty

For even greater flexibility in pallet buildup and breakdown, choose this Heavy Duty Lift & Turn Table. With travel height of 36 inches and lift capacity 6,000 lbs., this table can raise heavier loads and turn them to the most convenient worker position.

**ISO 9001:2008
Certified**



Capacity: 6,000 lbs.
Min. Platform Size: 42 x 60 in.
Max. Platform Size: 60 x 60 in.
Lift Table Size: 42 x 60 in.
Lowered Height: 21.75 in.
Raised Height: 57.75 in.
Speed Up: 18 sec.
Turntable Speed: 0 - 3.5 RPM
External Motor: 5 HP
Turntable Motor: 1/3 HP
Shipping Weight: 2,940 lbs.




6,000 lb. Capacity - 36 in. Travel

SPECIAL FEATURES & BENEFITS


- ▶ These units are equipped with the patented “Platform Centering Devices”, which doubles or triples lift life.
- ▶ These units are equipped with single internally mounted power units.
- ▶ All of the controllers are Underwriter Laboratory listed assemblies.
- ▶ All hydraulic cylinders are machine grade with clear plastic return lines.
- ▶ All pressure hoses are double wire braid with JIC fittings.
- ▶ These units are fully primed and finished with baked enamel.

CLICK HERE FOR: [Optional Accessories](#) [Rules For Creating Combinations](#)

FEATURE DETAILS




▶ **Platform Centering Device**



▶ **Machine Grade Cylinder**



▶ **Double Wire Braid Hose**



▶ **Power Unit**