

MODEL HDTM-1006R HEAVY DUTY NON-POWERED, REINFORCED PLATFORM TURNTABLE


10 Year/250,000 Cycle Warranty

Use ring-bearing turntables for positioning jobs where very heavy loads must be rotated quickly, positioned accurately, and where high edge loading is expected. There are two basic types of heavy duty ring bearing turntables: non-powered and powered. Two types of platforms are offered for each of the types: standard and high capacity reinforced. Use standard platforms for applications where load distribution is even and high edge loading is not expected. Use reinforced platforms when load is not evenly distributed, high edge loading is expected, and platform deflection must be minimized.

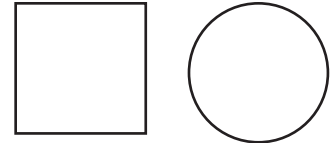
**ISO 9001:2008
Certified**



Capacity: 10,000 lbs.
Edge Load Max: 10,000 lbs.
Platform: 72 x 72 in.
Baseframe Size: 48 x 48 in.
Height: 8 in.
Weight: 1,925 lbs.



10,000 lb. Capacity



SPECIAL FEATURES & BENEFITS


- ▶ Platform is supported by a high capacity ring bearing.
- ▶ Lower cost than powered ring bearing turntables.
- ▶ Rotation requires physical force be applied by operator.
- ▶ Can be rotated in either direction.
- ▶ Standard platforms are rectangular, round platforms are optional.
- ▶ Platforms are available in standard or high capacity reinforced configurations.
- ▶ Rotational limits can be provided via optional detents, locking pins, and hard stops.

CLICK HERE FOR: [Optional Accessories](#)


FEATURE DETAILS



▶ **Detent**



▶ **Ring bearing style of unit
with optional drive**



▶ **Locking pin**