

MODEL 2010K RECESSED DOCK LIFT

2 Year Parts & Labor/10 Year Structural Warranty

These are by far the most popular size Disappearing Dock lifts sold. They are sized to handle pallet jacks, four-wheel carts or dolly trucks. They are also used for dock to ground access.

**ISO 9001:2015
Certified**



Capacity: 6,000 lbs.
 Axle Capacity Ends: 3,000 lbs.
 Axle Capacity Sides: 3,000 lbs.
 Platform Size: 6 x 8 ft.
 Lowered Height: 10 in.
 5 HP Motor
 Approx. 12 FPM
 58" Travel
 Shipping Weight: 2,500 lbs.




Model# 2010K

SPECIAL FEATURES & BENEFITS


- ▶ All models are equipped with a hinged bridge with a pull back chain.
- ▶ All of the electrical controllers are Underwriters Laboratories approved assemblies.
- ▶ Each unit is washed with phosphoric acid, fully primed and then finished with baked enamel.
- ▶ All cylinders are machine grade with clear plastic return lines & internal mechanical stops.
- ▶ These units conform to all applicable ANSI codes.

CLICK HERE FOR: [Drawing](#) [Pit Diagram](#) [Specifications](#) [Optional Accessories](#)

FEATURE DETAILS




▶ *Power Unit*



▶ *Cylinder*



▶ *Double Wire Braid Hose*



▶ *UL Listed Control Panel*